



FESCO Direct LLC

toll free (800) 880-7350
local (262) 349-9436
web www.fescodirect.com

PO Box 1834, 909 Blackstone Ave, Waukesha, WI 53187-1834

Parts Catalog



Concrete Production & Material Handling

UPDATED: 9/7/2012



To Order Call: 1-262-349-9436

Page 2

Thank you for considering FESCO Direct.
We value the opportunity to earn your business.



*Available upon request on
many of our products.

Questions?

Ask our experienced sales professionals. With over 50 years of combined experience in concrete plant sales and service, FESCO Direct can help you with any project or questions.

Call (262) 349-9436

Toll Free (800) 880-7350

Email: parts@fescodirect.com

Important Notices

Warranty. FESCO Direct LLC is a Manufacturers Representative, Dealer, and/or Distributor of multiple lines of products, equipment and parts. FESCO Direct does not warranty or guarantee equipment or service in any way, all sales are considered "As Is". FESCO Direct agrees to cooperate in making available to buyer the benefit of any warranties offered by parties other than FESCO Direct. Claims pursuant to any warranty shall be submitted in writing to the seller/manufacturer/servicer according to the terms and conditions of the manufacturer's/servicer warranty. Further liability shall be limited to replacement or repair and shall not extend to special or consequential damage. Seller shall not be responsible for damages resulting from improper installation, from operation in excess of its rated speed or capacity, or from improper control or maintenance. The entire liability of FESCO Direct is defined by this warranty and the same is given in lieu of any and all other warranties, either express or implies including any warranty of merchantability or fitness of a particular purpose and no other warranty is made or authorized by FESCO Direct unless noted hereon and signed by the purchaser and an authorized representative of FESCO Direct. No Oral or written statements or representations shall be binding upon FESCO Direct unless endorsed hereon by seller. (if applicable). See attached Manufacturers/Servicer documentation for additional warranty information.

Taxes. Buyer agrees to comply with all government laws and regulations affecting the products and or services purchased; and to pay all license fees; assessments; and sales, use, property, excise and other taxes now or hereafter imposed by any governmental body or agency for or on the product(s) or service(s) purchased.

Payment. Payment is due in full prior to shipping or finalization of any parts, product or service. FESCO Direct has the right to refuse any specific form of payment from any customer for any reason, however typically accepts: cash, check, wire transfer and major credit cards. Consult with your sales agent for applicable payment terms.

Table of Contents

Air Fittings and Flow Restrictors	4
Bearings	4
Belt Wiper	5
Belt Fastener Parts	6
Hinged Belt Fastener Parts	6
Conveyor Belting	6
Skirt Board Material	6
Bin Level Indicators	7
Air Cylinders	7
Emergency Pull Cord Switches	8
Filter Regulator and Air Hose	8
Gates	8
Truck Collection Hopper	9
Hose	9
Liners	10
Manuel Controls and Load Cells	10
Motors and Reducers	12
Relay and Timers	13
Solenoid Valves and Parts	13
Vibrators	14
Water Parts	15
Idlers	18
Pulleys	18
Remotes	18



Table of Contents (cont.)

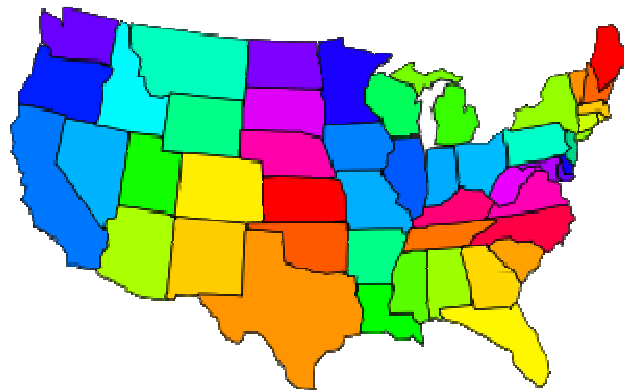
Sprockets	20
Transfer Conveyors	20
Transitions	20
Screw Assembly	21
Turnhead	21
Lights / Switches / Buttons	22
Switches / Liquid Level	22
Butterfly Valves	23
Dust Cartridge	23
Fill Line Parts	24
Galvanized Quick Fit Duct and Vent	24
Harness	25
Overfill Protection	25
Vents (Dust Collectors)	26
Recycle Blower	26
Reference	27
Aggregate Bina and Batcher Parts	27
Belt and Conveyor Parts	28
Screw Assembly	28
Turnhead and Chute	29
Electrical	29
Silo and Batcher	30
Vent and Reclaimer	31
Water Meter and Batcher Parts	32
Silo Aeration	32



On Site Breakdown Service

- Affordable Hourly Rate
- Full and Partial Crews Available
- Modern, Fully Equipped Service Truck
 - Complete with plasma welding and cutting

Installation and Service available most of the continental
United States and select international markets.





Aggregate Bin and Batcher Parts

Air Fittings and Flow Restrictors



Air Fittings

Our quality Brass Air Fittings are offered in the more requested sizes of $\frac{1}{8}$ ", $\frac{1}{4}$ ", $\frac{3}{8}$ " and $\frac{1}{2}$ " along with less requested sizes also available.



Our Brass Air Fittings can be found in styles that include Tees, Straights, 45 degree elbows, or 90 degree elbows. They also offer a wide range of connections including: compression, barb, male pipe thread, or national pipe thread.

Note: All air fittings available in all sizes



Air Flow Restrictors

We offer a wide assortment, in various styles and sizes of Brass Air Fittings to meet the enduring needs of our customers.

Note: Available in all sizes

Bearings



Flange Bearing

Heavy Duty, greasable units.

Bolt Patterns: two bolt, three bolt, four bolt. All bore sizes for shafts.

Note: Other size bearings available.



Pillow Block Bearings

Setscrew ball bearings

Interchangeable mounting dimensions with most competitive products. 65° setscrew angle for greater holdings power. Anti-rotation device on SC and SCM bearings prevents insert rotation. Associated with light or rotation loads/high speed applications. Expansion and non-expansion pillow blocks available for popular SC shaft sizes. High temperature option available to 400 F on SC and SCM.



Take Up Bearings

For easy take-up on conveyor belting with take-up frames. Heavy duty to fit all conveyors

Note: Multiple size bearings available.



Type E Pillow Block Bearings

*Tapered rolling elements
Completely assemblies, factory
Adjusted, and properly lubricated - shaft ready
Extra protected - E-tect seal option
Comparable mounting dimensions with ball bearings
E-xtra allows easy upgrade from ball bearings
Note: Multiple sizes available.*

Belt Wiper



Belt Wiper Assembly






We supply the best belt wiping systems on the market. We supply the Micro Eraser for belts up to 48" in width and pulley diameters up to 28", belt speed up to 400 FPM and the Micro Eraser with the 5 1/2" V5 raptoe blades. This comes with Perma-Torque tensioner and has a single pin for quick change blade replacement. The systems work good in low clearance areas and are available with safe torque ratchet system.

	Belt Wiper Blade Only		Retain Washers
	Belt Wiper Tensioner		Set Collar
	Belt Wiper Bearings		Belt Wiper Torque Guide
	Hair, Safety and Tensioner Pins		Belt Wiper Main Frame









Aggregate Bin and Batcher Parts

Belt Fastener Parts

 Belt Punch	 Belt Template
 Wrench	 Belt Fasteners
 Bolt Breaker	

Hinged Belt Fastener Parts

 Belt Punch	 Hinged Template
 Wrench	 Fastener with Pin
 Bolt Breaker	 Steel Armored Pin

Conveyor Belting



All belting supplied by FESCO Direct is made in the USA. We use only Goodyear made belting. Standard ply for the 24" and 30" belt is two ply $\frac{3}{16}$ " x $\frac{1}{16}$ " while all 36" belts are 3 ply due to industry standards. 36' belting is made up of $\frac{3}{16}$ " x $\frac{1}{16}$ " x $\frac{1}{16}$ ".

We can provide any type of belting you need.

Skirt Board Material



Skirt board material is a belting material with no fibers. This material is used along load points on the belt to prevent overflow of material off the belt. Our standard material is $\frac{1}{2}$ " thick x 24" wide. One piece of this material is cut to go down both sides of the conveyor belt. This material is available in many different widths and thickness.

Bin Level Indicators





Point Level Indicators
 Bin level indicators KA, model
 Industry leading motor shut-off
 Economical and versatile
 Twist on/off cover
 Simple electro-mechanical operation
 Rugged, cast aluminum construction
 Dependable design reduces component wear
 Sealed bearing design last longer
 For: cement, flyash, sand, gravel, concrete aggregates

	Motor		Three Blade Paddle
	Limit Switch		Coupler for Paddle
	Single Blade Paddle		Flexible Shaft
	Coupling		Mounting Plate & Gasket
	High Level Top Mount		Mid Level Top Mount
	High Level Aggregate		Low Level Aggregate




Air Cylinders

We supply the best in air cylinders. We offer top quality cylinders and support to our customers. The cylinders are born to be heavy duty air cylinders. For example, all shafts have been nitro-carburizing treated for a much longer life against corrosion, up to 20 to 1 longer life than chromium electroplating. Our cylinders are environmentally friendly, no surface pitting, flaking or hydrogen embrittlement. The rod's lip seal is designed with a real rod u-cup for zero leakage at all pressures from -50 degrees to 230 F degrees. The piston wear ring is nylon material and designed for low friction. This will eliminate metal to metal contact.

**Aggregate Bin and Batcher Parts****Air Cylinders (cont.)**

	Air Cylinder Repair Kit		Cylinder Rod Cylinder Rod
	Clevis Pin		

Emergency Pull Cord Switches

	Cable Clamps		Pull Cord Switch Mounting Bracket
	End Bracket		Turnbuckle
	Eye Bracket		Kill Switch
	Galv. Eye Bracket		Orange Pull Cord

Filter Regulator and Air Hose

	Air Line		Complete Assembly
	DOT Air Line		Regulator
	Auto Drain		Filter Bowl
	PSI Gauge		

Gates

Each gate has (6) 3/4" thick gears. Gates are assembled with permanently lubricated, high tensile alloy bronze bushing and thrust washer. Bottom of gate is 3/8" thick channel, 1/2" thick at pinch point. The gates are designed to open with a downward motion, eliminating the binding of rock when sliding open and shut. Bottom of gate is constructed of segregated high carbon pipe that will have an abrasion resistance a/r steel.

Gates (cont.)

	Low Profile Box Gate		Box Gate
	Super Low Profile Gate		Skelton Gate

**Gear Gate Ends**

Gate ends are made up of two plates with (6) 3/4" thick gears. Ends are assembled with permanently lubricated, high tensile alloy (bronze) bushing and thrust washer, snap rings and pin. Bushing are 18% porous, impregnated with a non-weeping oil.

Replacement Parts for Gear Gate End

	Gate Pin		Bronze Washer
	Brass Bushing		Snap Ring

Truck Collection Hoppers

24", 30" and 36" hoppers mounted on the discharge end of the customer's transfer conveyor. The hopper of 1/4" 400 brinnell A/R steel. Additional "bolt in" replacement A/R plates on two sites. Cement enters truck surrounded by rock and sand which is surrounded by water.



Note: Any size custom built hopper available. Special liners are also available.

Hose**Black Gum Rubber Seamless Mandrel Wrapped Tubing**

(Gum Rubber Boot) Manufactured to standard RMA tolerances. Does not deteriorate and dry rot in sun light. We also supply custom and funnel boot's.

	Black Water Hose Heat Resistance		Discharge Hose
	PVC Blue Discharge Hose		Square Vinyl flume



Liners

We supply urethane sheets which are recommended for use of handling almost any abrasive material such as sand, crushed aggregate, coal, copper ore, phosphate rock, and wood chips. The urethane sheets are available with expanded metal backing, fabric or plain material. The material thickness and backing recommended is based on the application. Custom ceramic liner available as well as other types.



Blue Urethane Liner



Urethane Cap Bolt

Turnhead 1" Ceramic Liner



Complete Liner Set



Top Right Side Liner



Top Left Side Liner



Top Back Liner



Back Right Liner



Back Left Liner



Bottom Liner



Bottom Right Liner



Right Side Liner

Left Side Liner



Plugs

Manuel Controls and Load Cells



Digital Weight Display with Analog Output
Digital weight display with analog output for interfacing with automations, the stainless steel Nema 4X/IP66 enclosure ensures accurate, reliable operation in harsh environments. Powers up to eight 350 ohm load cells. Features pushbutton tare, gross, net, adjustable filtering, units of measurement include: Kilograms, Pounds, Tons, Metric tons, pounds/ounces, ounces, and grams. NTEP approved.

**Material Handling Controls**

Our material handling controls, which include manual, wireless remote, semi-automated and PLC or PC based fully automated which are “user friendly” and can be customized to suit a variety of different plant configurations. Complete with Auto Cad Drawings and operating instructions.

**Pushbutton Control Boxes**

We offer custom push button controls to interface with any type or brand of plant. Providing manual controls or just to ensure manual backup controls are on standby and ready for an emergency situation. Furnished complete with Auto Cad Drawings.

**Manufactured Industrial Control Panels**

Our control panels are UL508A and/or CSA C222 No 14 listed. Complete with Auto Cad drawing for a large variety of applications which include but are not limited to Concrete Batch Plants.

**Solenoid Panels**

Our custom manufactured solenoid panels to interface with any type or brand of plant. Solenoids are pre-wired to a junction box. Solenoids and junction box are mounted on a steel panel with or without doors, freestanding or wall mount. Complete with Auto Cad drawings.

**Summing Board/Fiberglass Enclosed**

Load cell summing boards installed in a Nema 4 weather proof nonmetallic enclosure, used to connect a multiple load cell scale to one digital weight display.

**Load Cells**

S-Type load cells 250 lb. thru 20,000 lb. All are NTEP approved with a rated output of 3 millivolts per vold. 1,500 lb thru 3,000 lb cells are stocked with 100 to 300 feet of 6-wire cable, which eliminates the need for J. Boxes and trouble causing splices. Many other load cell capacities and cable lengths available that are not shown.



Motors and Reducers



Motors

Our electric motors are complete with a 2 year manufacturers warranty. Manufacturer has all safety and quality assurance accreditations for the US and the International market. Our motors have large metal nameplates with easy to ready wiring diagrams and a removable bolt-on base. All ratings are totally enclosed fan cooled with a steel fan cover. The shaft

slinger keeps moisture and contaminants from the drive end bearing. We have rolled steel frames that are powder coated for superior chip and corrosion resistance and a large easy to wire junction box with rubber gasket. There is a standard NEMA T frame (available with C-flange and D-flange motors). Our industrial 3-PH motors are high efficiency, CSA certified, ISO9001, CE Mark, CC006A standards of excellence, and Class F winding insulation. Any size motor available.



Gear Reducer





Our reducers offer twin tapered mounting to the driven shaft. This eliminates support structures, chain, sprocket and coupling. Our gear reducers offer simple installation and motor alignment. The gear tooth design with extended gear centers offers five higher torque/hp ratings. They offer flexibility to change output speed with an efficiency rating of 98.5% per gear stage. They offer twin-tapered bushings with a wide range of sizes. Our gear reducers have a heavy duty tapered roller bearing throughout for dependable long service life. They are 100% factory tested and meet or exceed AGMA standards.



Belt Guards

High quality steel and paint is used by skilled craftsmen to create safety yellow colored guards that help to provide a safe working environment to the end user. Custom guards available.





Relay and Timers**Relay Bases***Feature din rail or screw type mounting.*

	5 Blade Base for 1 Pole Relay		8 Blade Base for 2 Pole Relay
	14 Blade Base for 4 Pole Relay		3 Pole Base for 11 Pin Relay




Relays*Feature: coil operating voltage of 120 VAC, lockable test button, double throw contact arrangement rated at 15 amp .5 HP at 120 VAC. Other coil voltages available upon request.*

	1 Pole Relay 5 Blade		2 Pole Relay 8 Blade
	4 Pole Relay 14 Blade		3 Pole Relay 11 Pin

Timers**0-5 Minute spring wound timer***Spring wound electro-mechanical timer used to time the shaker mechanism in bag type dust collectors.*

	Repeat Cycle Timer 8 Pin		Multi-Function Timer 11 Pin
	On Delay Timer 8 Pin. 0-180 seconds		2 Digit Counter

Solenoids Valves and Solenoid Valve Parts

	Coil and Pilot for 6300 Series Solenoid		Coil and Pilot for Aeration Solenoid
	Coil and Pilot for Water Solenoid		











Solenoids Valves and Solenoid Valve Parts (cont.)

Hand Valves

 Super Spool Valve	 Aeration Red Locking
 Vibrator Black Spring	




Solenoid Valves

 Single Solenoid Valves	 Single Solenoid Valves Top Only
 Single Solenoid Base Only	 Double Solenoid Valves
 Double Solenoid Valves Top Only	 Double Solenoid Valves Base
 Aeration Solenoid Valves	 Water Meter Solenoid Valves

Vibrators

We understand that long lead time cost you money and that is why most stand vibrators ship within 24 hours of receiving your order. We also make sure that you receive the support you need and offer technical support.

We offer several styles of vibrators. Our silent air vibrators that are totally enclosed and can be used inside or outside in dust, dirt, rain or snow. They solve a wide variety of problems, speeding the flow of bulk material.

 Electric Vibrators	 Piston Air Vibrators
 Silent Turbine Air Vibrator	

Water Parts



Badger Turbo Meter

The Badger Turbo Meter is available in sizes 2"-6" and is ideally suited for water metering and batching in ready mix application. The Turbo Meter can be combined with the PFT-4E Transmitter and electronic solenoid-controlled butterfly valve. With the PFT-4E, calibration of the Turbo Meter is fast and easy, using Badgers innovative rotary switches. This combination can be retro-fitted to many existing systems.











Water Meter Assembly Control Box

Badger water meter with butterfly valve, actuator, electric solenoid and strainer. Automatic stop with pulse counter mounted in control box. Water meter mounted on support stand, meter works with hot and cold water. 2" handles 16- gallons per minute, 3" handles 35- gallons per minute.



Water Valve and Solenoid Assembly




Bray butterfly valve 2" or 3" with actuator mounted together. The Mac 912 series solenoid is also mounted and is used to control the opening and closing of the valve. At Stephens we offer this setup due to the quick change it takes to replace on your existing badger water meter.

	Water Meter Stand		Rotor & Spindle for Badger Meter
	Y Strainer		Unscalable Transmitter
	Scalable Transmitter		Board Only
	Badger Meter Tetra Seal 2" and 3"		Head Gasket for Badger Meter







Idlers

Our idlers are designed and manufactured for a long and trouble free life with no greasing. They have maintenance free high quality sealed bearings and conform to CEMA standards for dimensions and meet or exceed B series load. We offer various size idlers including: 18", 24", 30", 36" and 42".

	Return Idlers		Troughing Idler 20 degree
	Troughing Idler 35 degree		

Pulleys

Our pulleys have individual all-steel wings and gussets that expel excessive build up of material from the areas of belt contact which enhances traction and reduces abrasion of both belt and pulley. We have pulley lagging capabilities available in a wide variety of styles and thicknesses. Lagging is primarily used to improve traction capacity, resist abrasive condition and extend the pulley and belt life. The style of lagging is usually influenced by operating conditions. The standard is 60 durometer and is available in various durometers with 45 and 70 being the common alternates. The herring-bone groove laggings is the most common. In this tractor style grooving, the points do not meet in the middle, this is normally used in drive pulleys. ($\frac{3}{8}$ " minimum thickness). Other pulley sizes available.

	Head Pulleys		Wing and Head Pulley Shafts
	Smooth Drum Pulley		Winged Tail Pulley

Remotes



Function Receiver Board

Replacement Receiver boards for T60 series four and six function systems. The boards are enclosed inside a dust tight and weather proof enclosure. The four function unit contains four relay outputs and the six function contains six output relays. FCC approved. Power supply is 120 VAC.

Remotes (cont.).**Function Remote Manual Button Complete System**

Time saving Four and Six function remote controls complete. These remote controls save time preventing loader operators from climbing off then back on the loader each time a bin compartment has to be selected or a vibrator is turned on or off by allowing function to be remotely controlled from the loader with a 300 ft. range. The receivers are mounted inside a Nema 4 enclosure with outputs pre-wired to terminal strips. The system is furnished complete with local manual pushbuttons and selectors switches, also furnished complete with electrical drawings. Note: Can be optionally mounted on a steel panel with a protective top with or without legs.

**Function Remote Parts Complete**

Remote control replacement parts complete for four and six function systems. Used to change out existing systems of different brands that may have been discontinued etc. Includes: receiver item A, Transmitter item B, antenna and antenna cable connectors. Furnished with electrical drawings and color coded wires pre-wired to receiver for quick easy change out.

**Function Transmitter Only**

Replacement hand held transmitters for T60 series four and six function systems. The transmitters are dust tight and weather proof. All have adjustable coding which enables the use of multiple transmitters to operate one receiver, or the transmitters may be coded differently for installations using multiple receivers located adjacent to each other to prevent cross talk. The transmitters are powered with 3 AAA batteries with a one year life under normal use.

**Four Button Hand Held Transmitter Only**




Replacement for early model hand held four function transmitters.



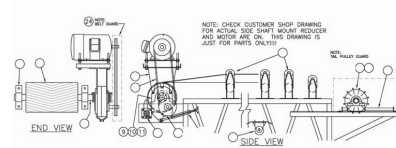


Sprockets

We supply one of the most popular brands of sprockets available on the market with the best prices anywhere and quickest delivery times. Standard sprockets usually ship within 24 hours of receiving the order. We have a quick turn around time on those special hard to find sprockets, even those that have to be made.

	Chain		Drive Sprockets
	Master Links		

Transfer Conveyors



We can provide transfer conveyors or radial stackers of all sizes and lengths. 36" was a stand for a long time, but may be as small as 24". Lengths are typically 33'to 41', how-

Transitions

Transition Kits for Silo

Includes emergency slide gate for 10" butterfly valve with actuator or air cylinder, electric solenoid, bolt, flange, collars and boots. These kits transfer from a square opening to a round valve for better control of materials. Multiple configurations available.

Transition Kit for Batcher

Includes 10" butterfly valve with actuator or cylinder, electric solenoid, bolts, flanges and boots. These kits transfer from a square opening got a round valve for better control of material. Multiple and Custom Configurations available.

Slide Plate

The slide plate used at the bottom of the silo transitional assembly, it serves as an emergency shut off plate to keep your silo material from flowing out if you butterfly stops working properly.








Collar and Flange

The collar and flange is used on the bottom of the silo and batcher. It serves the purpose of sandwiching the valve and connecting the discharge boot. All sizes available.

Flange

Collar and Square Plate

Ring

	Transition with Emergency Slide		Transition
	Collars on Square Plate		Flange
	Collars and Flange		Collar
	Slide Plate for Emergency Slide		

Turnhead



Chute Parts

2-Way and 3-Way charging chute for 2 and 3 compartment bins. One 3¹/₄" air cylinder, rubber air line, chute constructed of 1¹/₄" steel, lined with 1¹/₄" a/r metal (brinnell 400). One electric solenoid with control box. Wired in liquid tight flexible metallic conduit to charging end of conveyor with 120' of wire.

















Turnhead (cont.)



Turn Heads 6'6" and 7' Height

Electric controlled turnhead for 4 compartment bins with gear reducer drive, 4 limit switches, constructed of 1/4" steel, lined with 1/4" a/r metal (brinell 400) Includes a push button control box with turnhead position indicator lights, wired to charging end of conveyor in liquid tight flexible metallic conduit with 120' of wire. Special linings are available.

Lights, Switches and Buttons

	Contact Block Only		Illuminated 3 Pos. Selector Switch
	Contact Block With Flange		Illuminated Push Button
	Float Switch		Light Module
	Illuminated 2 Pos. Selector Switch		Material Direct Flow Switch
	Non Illuminated Selector Switch		Pilot Light
	Replacement Board for Zero Speed Switch		Square D
	Zero Speed Switch		Proximity Type Limit Switch

Switches / Liquid Level



Liquid Level Control Board

Used in conjunction with liquid level probe head. May be used for pump up or pump down applications. Electrical rating: contacts are single pole double throw with a load rating of 10 amps resistive. Probe sensitivity available upon request.








Liquid Level Probe Head

Liquid level probe head may be used with up to 4 probe rods used for liquid point level detection in all types of storage vessels. Note: Probe rod lengths are custom to order.










Butterfly Valves

We are proud to offer a high quality line of butterfly valves and actuators to meet the requirements of today's market, combining years of field application, experience and research. Our results are longer life, service, greater reliability, easy replacement of parts and interchanges of components. Valve and actuator replacement parts available.

	Actuators		Couplings
	Butterfly Valves		Limit Switch Actuator
	Limit Switch Adapter Kit		

Dust Cartridge**Replacement Cartridge**

Easy to replace, no tools required and no confined spaces. Cartridges replace from outside of vent. Cartridges are 99.95% efficient to 1 micron and above. Cleaned by pulse reverse air. Cartridges for competitors vents available.

	Sequence Boards		Magnehelic Gauge Kit
	Replacement Valves		Static Pressure Mag Gauge
	Static Pressure Tube Fillers		Q Drill Bit
	1/8" NPT Tap		Poly Tubing
	Brass Insert		



Fill Line Parts

We have a complete line of couplings and flanges for most any application. Consult with our knowledgeable and professional staff when you are trying to connect fill line pipes on cement, flyash, or any other wet or dry bulk material. Many sizes and styles available.

	Female Thread Coupling		Camlock Hose Barb
	Dust Cap		Camlock Gasket
	Fill Line Gasket and Bolt Kit		Smart Elbow
	Schedule 80 90 Deg. Sweep		Schedule 80 45 Deg. Sweep
	Old Style Sweep		Pop Off Valve
	Turbulence Box		Weld Neck Flange
	Slip on Flange		Threaded Flange







Galvanized Quick Fit Duct for Vents and Silos

This clamp together duct work is the world's fastest ducting systems. It's easy and fast to install, just clamp together, no rivets, screws or welding required. This system cuts installation and downtime by 45%. Many times this duct work can easily adapt to your existing duct work. The galvanized tubing is laser welded with leak-tight seams.

30 deg. elbow	Flange Adapter
45 deg. elbow	Hose Adapter
90 deg. elbow	End Cap
Adjustable Nipple	Pipe
Angle Flange	Clamp
Y Branch	T Branch

Harness and Climbing Systems








Silos and ladders may be equipped with OSHA Approved Climbing Safety devices. A cable system could be attached to the silo and allow service and maintenance people to safely travel up the ladder without fear of slipping or falling. The system would only allow the operator to come down while activating a safety switch/button on the harness. The system would not allow any downward travel without this switch or button being activated. Parts and complete units are available to satisfy OSHA requirements and give employees a safe way to service and maintain silos and vents

	Harness		Bottom Bracket
	Ladd Safe		Cable Guide
	Top Bracket		Cable

Overfill Protection

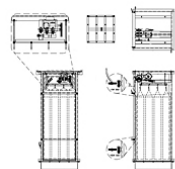
Pinch Valve type system will automatically close off fill lines from accidental overfilling of silos. The system will automatically sound alarm and warn tanker operator of the need to stop unloading. If the tanker operator fails to stop filling the silo the system will automatically close the pinch valve and stop material from entering the silo

The complete system includes control box with timer, relay, warning horn, large highlight, electric solenoid, check valve and filter regulator, all mounted on steel panel with protective top. Pinch valve, flanges, gaskets and bolts. Customer must supply high level bin indicator.

	1 compartment Silo Overfill		4 compartment Silo Overfill
	2 compartment Silo Overfill		Pinch Valve
	3 compartment Silo Overfill		Bladder for Pinch Valve
	Horn Warning System		



Vents (Dust Collectors)



We offer a variety of dust vents for silos and central dust collection for plants. Cartridge Pulse, Bag Pulse Jet, Reverse Air and Shaker Dust Collections Systems are all available from FESCO Direct.

Recycle Blower



We offer a 10 HP blower for discharging of blow back pond. Optionally can include magnetic starter and wired in liquid metallic flex conduit. The quality of our recycle blower, aeration manifold and blow back pods is outstanding.

Silo Aeration



Aeration Pads

Cotton or Fiberglass diffuser material available. Aeration Pads also sold without mounting kit.

	Mounting Kit		Straight Fitting
	Option 3 Flo Pad		Aeration Tee
	Aeration Elbow		Replacement Screen
	Aeration Manifold		Snap Ring



Aeration Blower

We offer a low aeration blower of the ring compressor type which supplies low pressure dry air to aeration diffusers in the silo.

Reference**Aggregate Bin and Batcher**

Air Fittings and Flow Restrictors	4
Bearings	4
Belt Wiper	5
Belt Fastener Parts	6
Hinged Belt Fastener Parts	6
Conveyor Belting	6
Skirt Board Material	6
Bin Level Indicators	7
Air Cylinders	7
Emergency Pull Cord Switches	8
Filter Regulator and Air Hose	8
Gates	8
Truck Collection Hopper	9
Hose	9
Liners	10
Manuel Controls and Load Cells	10
Motors and Reducers	12
Relay and Timers	13
Solenoid Valves and Parts	13
Vibrators	14
Water Parts	15



Reference (cont.)

Belt and Conveyor Parts

Bearings	4
Belting	6
Belt Parts	6
Belt Wiper	5
Belt Wiper Accessories	5
Emergency Pull Cord Switches	8
Hose	9
Idler	18
Motor/Reducers	12
Pulleys	18
Relay/Timers Parts	13
Remotes	18
Sprockets	20
Transfer Conveyors	20

Screw

Bearings	4
Hose	9
Motors/Reducers	12
Sprockets	20
Transitions	20
Screw Assembly	21

Reference (cont.)

Turnhead and Chute Parts

Air Fittings	4
Bearings	4
Cylinders	7
Filter Regulator and Hose	8
Liners	10
Relay Timers and Parts	13
Remotes	18
Solenoids Valves and Solenoid valve parts	13
Sprockets	20
Turnhead	21

Electrical

Air Fittings	4
Emergency Pull Cord Switches	8
Filter Regulator and Hose	8
Industrial Controls and Load Cells	10
Lights/Switches/Buttons	22
Load Cells	11
Relay/Timers Parts	13
Solenoids Valves and Solenoid Valve Parts	13
Switches/Liquid Level	22



Reference (cont.)

Silo and Batcher Parts

Aeration	32
Aeration Blower	32
Air Fittings	4
Bearings	4
Bin Indicators	7
Butterfly Valves	23
Dust Cartridge	23
Cylinders	7
Fill Line Parts	24
Filter Regulator and Hose	8
Galvanized Quick Fit Duct for Vents and Silo's	24
Harness	25
Hose	9
Manuel Controls and Load Cells	10
Motors/Reducers	12
Overfill Protection	25
Relay/Timers Parts	13
Solenoids Valves and Solenoid Valve Parts	13
Transitions	20
Vents	26
Vibrators	14

Reference (cont.)

Vent and Reclaimer Parts

Air Fittings	4
Bearings	4
Bin Indicators	7
Butterfly Valves	23
Dust Cartridge	23
Air Cylinders	7
Fill Line Parts	24
Galvanized Quick Fit Duct for Vents and Silos	24
Hose	9
Manuel Controls and Load Cells	10
Motors/Reducers	12
Overfill Protection	25
Recycle Blower	26
Relay/Timers Parts	13
Solenoids Valves and Solenoids Valve Parts	13
Sprockets	20
Vents	26
Vibrators	14
Water Parts	15



Reference (cont.)

Water Meter and Batcher Parts

Air Fittings	4
Butterfly Valves	23
Air Cylinders	7
Filter Regulator and Hose	8
Hose	9
Manual Controls and Load Cells	10
Solenoids Valves and Solenoid Valve Parts	13
Water Parts	15

Didn't find what you are looking for?

This catalog does not completely represent all of the parts and products we offer.

Call a sales agent for further assistance!

(262) 349-9436



Looking for a New or Used Concrete Plant?

We offer:

- Hundreds of Used Concrete Plant Listings
- New Concrete Plants
 - Portable and Stationary
 - Ready Mix and Central Mix
 - Small Product Sized

Also ask us about reclaimers, controls, mixers, heating, cooling and other plant accessories.

Installation and On Site Service Available!

Call (262) 349-9436

Toll Free (800) 880-7350

Email: parts@fescodirect.com



FESCO Direct LLC

WWW.FESCODIRECT.COM/PARTS.HTML

PO Box 1834
909 Blackstone Ave
Waukesha, WI 53187-1834

Phone: (262) 349-9436
Toll Free: (800) 880-7350
Fax: (888) 858-3421
Web: <http://www.fescodirect.com>
Email: info@fescodirect.com